

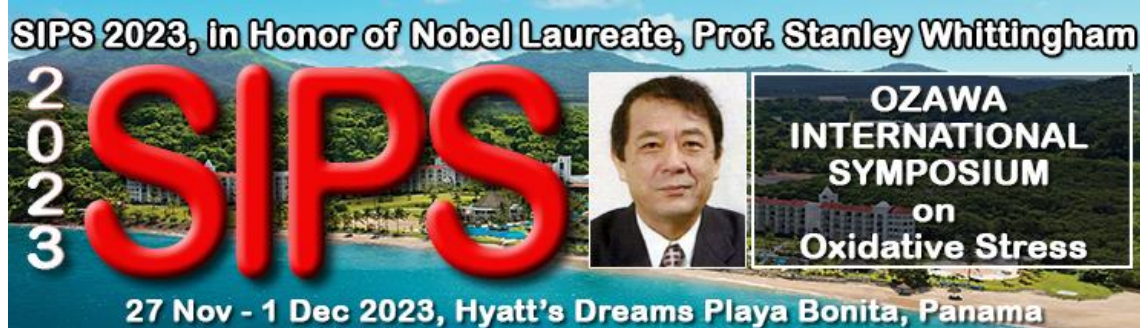
Publications of Dr. Toshihiko Ozawa

Primary research publication

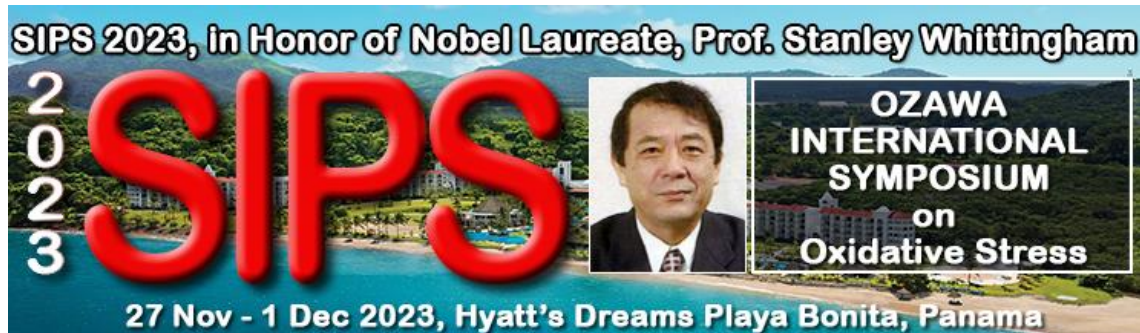
2. The ESR Evidence of VO^{3+} -Hydroperoxy Complex Radical, *J. Catalysis*, **15**, 209-210 (1969).
2. Electron Spin Resonance Studies on the Reaction between Vanadyl Sulfate and Hydrogen Peroxide, *Nippon Kagaku Zasshi*, **92**, 304-309 (1971).
3. ESR Studies of the Sulfite Radical Anion, *Bull. Chem. Soc. Jpn.*, **44**, 3473- 3474 (1971).
4. The Reactive Characters of the Radical Anions SO_3^- and SO_4^- with Olefinic Compounds. *Chem. Lett.*, 591-594 (1972)
5. On the Scavenging of Azido Radicals by Nitroso Compounds, *Chem. Pharm. Bull.*, **20**, 1061-1063 (1972).
6. On the Reaction of the Sulfite Radical Anions with Thioureas. *Chem. Pharm. Bull.*, **22**, 962-964 (1974).
7. On a Spectrally Well-defined and Stable Source of Superoxide Ion, O_2^- . *FEBS Lett.*, **74**, 99-102 (1977).
8. Electron Spin Resonance Studies of Radicals obtained by the Reaction of α -tocopherol and Its Model Compound with Superoxide Ion. *Biochim. Biophys. Acta*, **531**, 72-78 (1978).
9. Hydroxyl Radical Produced by the Reaction of Superoxide Ion with Hydrogen Peroxide: Electron Spin Resonance Detection by Spin Trapping., *Chem. Pharm. Bull.*, **26**, 2572-2575 (1978).
10. Epoxidation of an α -tocopherol Model Compound, 2,2,5,7,8-Pentamethylchroman-6-ol, with Potassium Superoxide; X-Ray Structure of 4a,5;7,8-Diepoxy-4a,7,8,8a-tetrahydro-8a-hydroxy-2,2,5,7,8-pentamethylchroman-6(5H)-one, *J. Chem. Soc., Chem. Commun.*, 105-106 (1979).



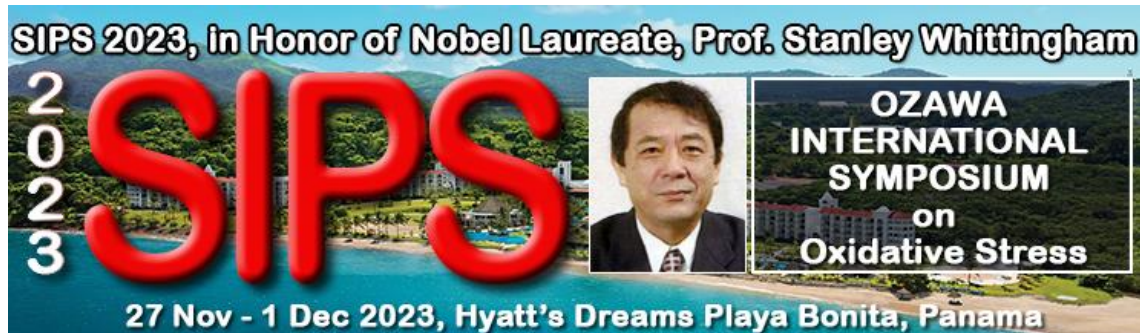
11. Reactions of Superoxide with Water and with Hydrogen Peroxide, *Chem. Pharm. Bull.*, **29**(4), 926-928 (1981).
12. A Kinetic Study of Thiol-Disulfide Exchange Reaction between Amino thiols and 5,5'-Dithiobis(2-nitobenzoic acid), *Chem. Pharm. Bull.*, **29**(4), 1101-1105 (1981).
13. Formation of a Mg(II)-O₂⁻ Adduct from the Reaction of Mg(II) Ion with Superoxide Ion, O₂⁻, in Acetonitrile, *Chem. Lett.*, (11), 1739-1740 (1982).
14. E.S.R. Evidence for the Formation of New Vinyl Radicals in Solution, *J. Chem. Soc., Chem. Commun.*, 80-81 (1983).
15. Electron Spin Resonance Spectra and Hyperfine Coupling Constants of the α -Tocopheroxyl and 2,2,5,7,8-Pentamethylchroman-6-oxyl Radicals Derived from Vitamin E and Its Model and Deuterated Model Compounds, *Org. Mag. Resonance*, **21**, 261-264 (1983).
16. Reactions of Superoxide Ion with Tocopherol and Its Model Compounds: Correlation between the Physiological Activities of Tocopherol and the Concentration of Chromoxyl-type Radicals, *Biochem. Int.*, **6**(5), 685-692 (1983).
17. Spectroscopic Studies on the Reaction of Superoxide Ion with Non-Redox Metalloporphyrins, *Inorg. Chim. Acta*, **80**(1), 33-38 (1983).
18. Absorption Spectral Shift of meso-Tetraphenylporphinatecadmium on Axial Ligation, *Chem. Pharm. Bull.*, **31**(6), 2110-2113 (1983).
19. Spectroscopic Studies of the Reaction of Superoxide Ion with Cobalt(III) Tetra-p-tolylporphyrin Complex, *Chem. Pharm. Bull.*, **31**(6), 2142-2145 (1983).
20. Reactions of Superoxide Ion with Redox-Active Substances of Physiological Importance: Generation of Semiquinone Radicals from Physiologically Important Quinones, *Chem. Pharm. Bull.*, **31**(8), 2535-2539 (1983).
21. Electron Spin Resonance Studies of Chlorine Dioxide (ClO₂) in Aqueous Solutions, *Chem. Pharm. Bull.*, **31**, 2864-2867 (1983).



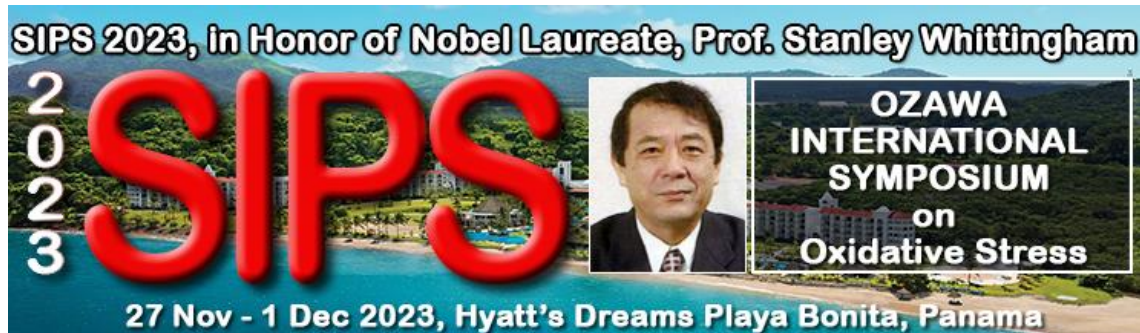
22. E.S.R. Studies for Chemical Modification of Biologically Active Nucleic Acids by the Sulphite Radical Anion, SO_3^- , *J. Chem. Soc., Chem. Commun.*, 1295-1296 (1983).
23. ESR Studies on the Reactive Character of the Radical Anions, SO_2^- , SO_3^- and SO_4^- in Aqueous Solution, *Polyhedron*, **2**, 1019-1023 (1983).
24. Electron Spin Resonance Studies on the Reactive Character of Chlorine Dioxide (ClO_2) Radical in Aqueous Solution, *Chem. Pharm. Bull.*, **32**, 1587-1589 (1984).
25. Oxidation of Ruthenium(II) and Ruthenium(III) Porphyrins. Crystal Structures of η -Oxo-bis[(p-methyl-phenoxo)-(meso-tetraphenylporphyrinato)ruthenium(IV)] and Ethoxo(meso-tetraphenyl-porphyrinato (ethanol)ruthenium(III)-Bisethanol, *J. Am. Chem. Soc.*, **106**(18), 5151-5163 (1984).
26. Spectrophotometric Evidence for the Formation of a Superoxide Adduct of Chromium(III) Tetraphenylporphyrin Complex, *Chem. Pharm. Bull.*, **32**(10), 4226-4228 (1984).
27. A Convenient Preparation of the E.S.R. Marker, Nitrosodisulphonate Radical Anion (Fremy's Salt), *J. Chem. Soc., Chem. Commun.*, 54 (1985).
28. Axial Ligation of Nitrogenous Bases to Five-coordinate Chloro-meso-tetraphenylporphyrinatochromium(III), *Inorg. Chim. Acta*, **102**(3), 169-171 (1985).
29. Dismutation of Superoxide Ion in an Aprotic Solvent by 5,10,15,20-Tetra-p-tolylporphyrinatocobalt(II), *J. Chem. Soc., Dalton Trans.*, (7), 1513-1515 (1985).
30. Spectroscopic Studies on the Reaction of Superoxide Ion with Tocopherol Model Compound, 6-Hydroxy-2,2,5,7,8-pentamethylchroman., *Biochem. Biophys. Res. Commun.*, **126**(2), 873-878 (1985).
31. Free Radicals of Tocopherol Model Compound, 6-Hydroxy-2,2,5,7,8-pentamethylchroman which Are Produced from the Reaction with Superoxide Ion, O_2^- : Studies by High-performance Liquid Chromatography, *Biochem. Biophys. Res. Commun.*, **129**(2), 461-466 (1985).
32. ESR Studies on the Reactions of Sulphite Radical Anion, SO_3^- , with Nitroalkane Compounds in Aqueous Solutions, *Polyhedron*, **4**, 1425-1428 (1985)



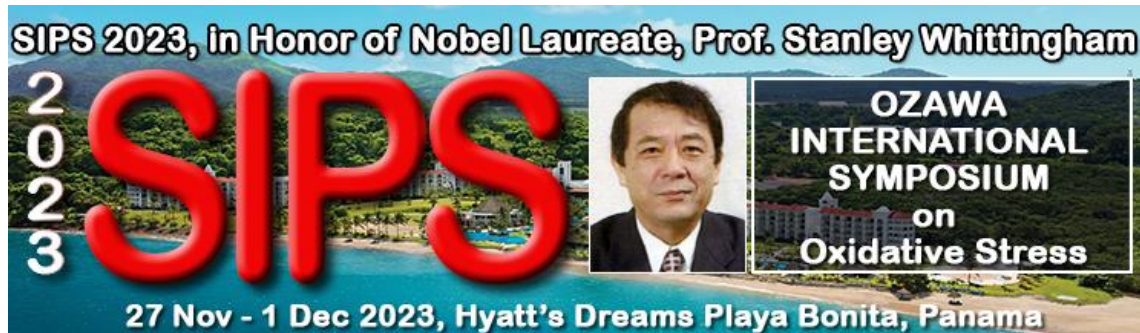
33. ESR Studies on the Preparation of the Sulphite Radical Anion, SO_3^- , in Aqueous Solution, *Polyhedron*, **4**, 1995-1996 (1985).
34. Oxidation of Polyvalent Porphyrin, Tetrakis(3,5-di-tert-butyl-4-hydroxyphenyl)-porphyrin, by Superoxide Ion, *Inorg. Chim. Acta*, **108**(2), L11-L13 (1985).
35. ESR Studies on the Reactions of Sulphite Radical Anion, SO_3^- , with Olefinic Compounds in Aqueous Solutions, *Polyhedron*, **5**(10), 1531-1536 (1986).
36. Spin-trapping of Superoxide Ion by a Water-soluble, Nitroso-aromatic Spin-trap, *Biochem. Biophys. Res. Commun.*, **136**(2), 657-664 (1986).
37. A Facile Synthesis and Properties of Quinone from Polyvalent Porphyrin, Tetrakis(3,5-di-tert-butyl-4-hydroxyphenyl)porphyrin, *Polyhedron*, **5**(11), 1881-1883 (1986).
38. Detoxification of Chlorine Dioxide (ClO_2) by Ascorbic Acid in Aqueous Solutions: ESR Studies, *Water Res.*, **21**(2), 229-231 (1987).
39. Spectroscopic Studies for the Coordination of Lewis Bases to Oxochromium(IV) Porphyrin, *Inorg. Chim. Acta*, **127**(2), 147-150 (1987).
40. Spin-trapping of Sulfite Radical Anion, SO_3^- , by a Water-soluble Nitroso-aromatic Spin-trap, *Biochem. Biophys. Res. Commun.*, **142**(2), 410-416 (1987).
41. Incorporation of Some Transition Metal Ions into Polyvalent Porphyrin, Tetrakis(3,5-di-tert-butyl-4-hydroxyphenyl)porphyrin, *Inorg. Chim. Acta*, **130**(2), 231-233 (1987).
42. Spin-trapping of Alkyl Radicals by a Water-soluble Nitroso-aromatic Spin-trap, 3,5-dibromo-4-nitrosobenzenesulfonate, *Bull. Chem. Soc. Jpn.*, **60**(6), 2304-2306 (1987).
43. Spin-trapping of Phosphorous-containing Inorganic Radicals by a Water-soluble Spi-trap, 3,5-dibromo-4-nitrosobenzenesulfonate, *Chem. Lett.*, (10), 1885-1888 (1987).
44. Axial Ligation of Some Lewis Bases to Oxo-metalloporphyrins., *Inorg. Chim. Acta*, **141**(1), 49-51 (1988).



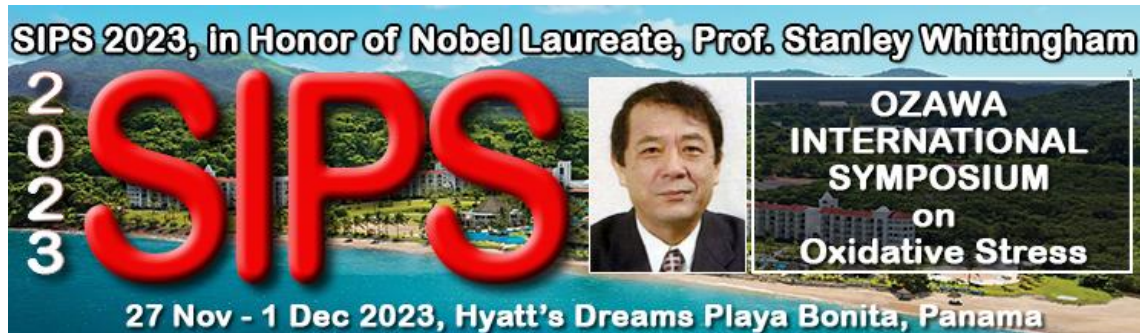
45. Formation of Hydroxyl Radical from the Reactions of Copper(II) Complexes with Hydrogen Peroxide, *Nippon Kagaku Kaishi*, (4), 459-465 (1988).
46. Reactions of Cr(III) Tetraphenylporphyrin Complex with Superoxide Ion: ESR Evidence for the Formation of a New Superoxide Adduct of Cr(IV) Porphyrinate and Its Reactive Character, *Inorg. Chim. Acta*, **147**(1), 103-107 (1988).
47. ESR Evidence for the Formation of a New Superoxide Complex of Tetra-p-tolylporphyrinato-cobalt(II) in Aprotic Solvent, *Inorg. Chim. Acta*, **153**(4), 201-204 (1988).
48. Kinetic Studies of Zinc(II) Ion Incorporation into Polyvalent Porphyrin, Tetrakis-(3,5-di-tert-butyl-4-hydroxyphenyl)porphyrin in Dimethylformamide, *Inorg. Chim. Acta*, **159**(2), 225-260 (1989).
49. ESR Evidence for the Formation of Hydroxyl Radicals during the Reaction of Vanadyl Ion with Hydrogen Peroxide, *Chem. Pharm. Bull.*, **37**(5), 1407-1409 (1989).
50. Spin-trapping of Short-lived Phosphorous-containing Inorganic Radicals in Aqueous Solutions, *Nippon Kagaku Kaishi*, (8), 1408-1411 (1989).
51. Axial Ligation of Oxygen Donors to Tetraphenylporphyrinato-cadmium(II), *Inorg. Chim. Acta*, **163**(2), 231-236 (1989).
52. Chemical and Biological Significances of Sulfite Radical Anion, SO_3^- , *Trends Org. Chem.*, **1**, 31-42 (1990).
53. ESR Spin-trapping Studies on the Formation of Thiosulfate and Sulfide Radical Anions in Aqueous Solutions, *Biochem. Int.*, **20**(4), 649-658 (1990).
54. Spin-trapping Studies on the Reactions of Cr(III) with Hydrogen Peroxide in the Presence of Biological Reductants: Is Cr(III) Non-toxic?, *Biochem. Int.*, **22**(2), 343-352 (1990).
55. Studies on the Activation of Molecular Oxygen and the Biological Defence Mechanism against Active Oxygen Species, *Yakugaku Zasshi*, **110**, 617-638 (1990).



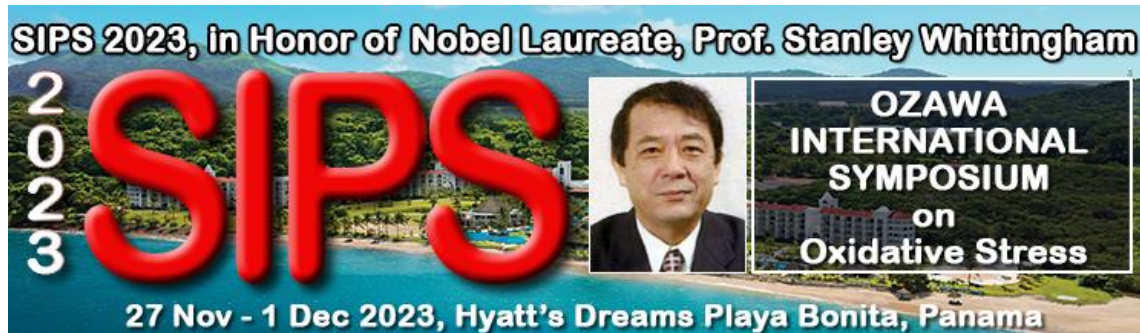
56. The First ESR Spin-trapping Evidence for the Formation of Hydroxyl Radical from the Reaction of Copper(II) Complex with Hydrogen Peroxide in Aqueous Solution., *J. Chem. Soc., Chem. Commun.*, 330-332 (1991).
57. Spin-trapping of Selenium-containing Inorganic Radicals in Aqueous Solutions, *Bull. Chem. Soc. Jpn.*, **64**, 1976-1978 (1991).
58. Oxidation of NADH with Vanadyl Ion: Detection of Superoxide Ion as a Reaction Intermediate, *Inorg. Chim. Acta*, **188**, 163-165 (1991).
59. Copper(II) Ethylenediaminetetraacetate Complex Does Activate Hydrogen Peroxide in the Presence of Biological Reductants, *Biochem. Int.*, **24**(4), 661-667 (1991).
60. Chemical Reactivities of Chlorine Dioxide, ClO₂, in Aqueous Solutions, *Trends Org. Chem.*, **2**, 51-58 (1991).
61. Evidence for the Formation of the Superoxide Ion from the Reaction of Cu(II)-Ethylenediamine Complex with Hydrogen Peroxide, *Biochem. Int.*, **25**(4), 783-788 (1991).
62. Reactions of Copper(II)-N-polycarboxylate Complexes with Hydrogen Peroxide in the Presence of Biological Reductants: ESR Evidence for the Formation of Hydroxyl Radical, *Biochem. Int.*, **26**(3), 477-483 (1992).
63. Spectroscopic Studies on the Production of Hydroxyl Radicals from the Reactions of Copper(II)-Polyamine-N-polycarboxylate Complexes with Hydrogen Peroxide, *Polyhedron*, **11**(7), 735-738 (1992).
64. Production of Hydroxyl Radicals from the Reactions of Some Copper(II) Complexes with Hydrogen Peroxide: Ligand Exchange Effects of Copper(II) Complexes on the Activation of Hydrogen Peroxide, *Chem. Pharm. Bull.*, **40**(5), 1087-1089 (1992).
65. Spectroscopic Studies on the Reactions of Superoxide Ion with the Copper(II) Polyvalent Porphyrin Complex, Tetrakis(3,5-di-tert-butyl-4-hydroxyphenyl)-porphyrinatocopper(II), *Polyhedron*, **11**(12), 1437-1441 (1992).
66. Spectroscopic Studies on the Reactions of Copper(II) Ion with Quinone Form of Polyvalent Porphyrin, *Chem. Pharm. Bull.*, **40**(12), 3319-3320 (1992).



67. Production of Active Oxygen Species in Living Organisms by Radiation, *J. Act. Oxyg. Free Rad.*, **4**(1), 36-45 (1993).
68. Copper(II)-Albumin Complex Can Activate Hydrogen Peroxide in the Presence of Biological Reductants: First ESR Evidence for the Formation of Hydroxyl Radicals, *Biochem. Molec. Biol. Int.*, **29**(2), 247-253 (1993).
69. SOD-like Activity of Complexes of Nickel(II) Ion with Some Biologically Important Peptides and Their Novel Reactions with Hydrogen Peroxide, *Inorg. Chim. Acta*, **214**, 29-32 (1993).
70. DNA Single Strand Breakage by Copper(II) Complexes with Hydrogen Peroxide at Physiological Conditions, *Biochem. Molec. Biol. Int.*, **31**, 455-461 (1993).
71. Activation of Hydrogen Peroxide by Copper(II) Complexes with Some Histidine-containing Peptides and Their SOD-like Activities, *J. Inorg. Biochem.*, **55**, 123-130 (1994).
72. Synthesis of New Oligopeptides and Their Scavenging Abilities against Active Oxygen Species, *Biochem. Molec. Biol. Int.*, **33**, 1041-1048 (1994).
73. Oxidative DNA Damage Induced by Cu(II)-Oligopeptide Complexes with Hydrogen Peroxide, *Biochem. Molec. Biol. Int.*, **34**(4), 801-808 (1994).
74. Generation of Hydroxyl Radicals during Dismutation of Superoxide by SOD Model Compounds, *Arch. Biochem. Biophys.*, **315**, 185-189 (1994).
75. Reactions of Copper(II)-Oligopeptide Complexes with Hydrogen Peroxide: Effects of Biological Reductants, *Free Radical Biol. Med.*, **18**, 929-933 (1995).
76. Formation of DMPO-OH Adduct from Ti(IV) and DMPO in Aqueous Solution -The First ESR Evidence-, *Inorg. Chim. Acta*, **234**, 169-171 (1995).
77. Generation of Hydroxyl Radical during Dismutation of Superoxide by Cu(II)-Oligopeptide Complexes. *Magnetic Resonance in Medicine*, **6**, 120-121 (1995).

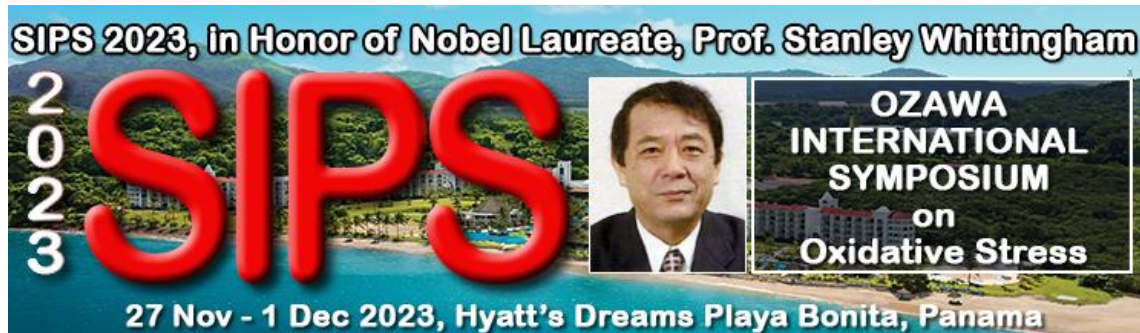


78. Oxidation of Spin-Traps by Chlorine Dioxide (ClO₂) Radical in Aqueous Solutions: First ESR Evidence of Formation of New Nitroxide Radicals, *Free Radical Biol. Med.*, **20**(6), 837-841 (1996).
79. Detection of Free Radicals Produced from Reactions of Lipid Hydroperoxide Model Compounds with Cu(II) Complexes by ESR Spectroscopy, *Arch. Biochem. Biophys.*, **325**(1), 65-76 (1996).
80. The Radical Scavenging Abilities of a New Anti-Nephritic Drug, OPC-15161, *Biochemistry and Molecular Biology International*, **38** (2), 231-238 (1996).
81. ESR Spin Trapping Studies on the Reactions of Hydroperoxides with Cu(II) Complex, *J. Inorg. Biochem.*, **64**, 197-206 (1996).
82. A Comparison of Scavenging Abilities of Antioxidants against Hydroxyl Radicals, *Arch. Biochem. Biophys.*, **333** (2), 377-384 (1996).
83. Production of Hydroxyl Radicals by Copper-Containing Metallothionein: Role as Prooxidant, *Toxicol. Appl. Pharmacol.*, **141**, 231-237 (1996).
84. In Vivo Electron Paramagnetic Resonance Studies on Oxidative Stress Caused by X-irradiation in Whole Mice., *Free Radical Biol. Med.*, **23** (4), 533-540 (1997).
85. Production of ascorbate and hydroxyl radicals in the liver of LEC rats in relation to hepatitis, *Res. Commun.Molecul. Pathol.*, **96** (2), 137-146 (1997).
86. A Novel Lipophilic Spin Probe for the Measurement of Radiation Damage in Mouse Brain Using In Vivo Electron Spin Resonance (ESR), *FEBS Lett.*, **419**, 99-102 (1997).
87. Spin Trapping for Nitric Oxide Produced in LPS-Treated Mouse Using Various New Dithiocarbamate Iron Complexes Having Substituted Proline and Serine Moiety, *Biochem. Molec. Biol. Int.*, **45**(6), 1129-1138 (1998).
88. Reactive Oxygen Species Generated from the Reaction of Copper(II) Complexes with Biological Reductants Cause DNA Strand Scission, *Arch. Biochem. Biophys.*, **357**(2), 231-239 (1998).
89. Effects of Hydroxyl Radical and Sulfhydryl Reagents on the Open Probability of

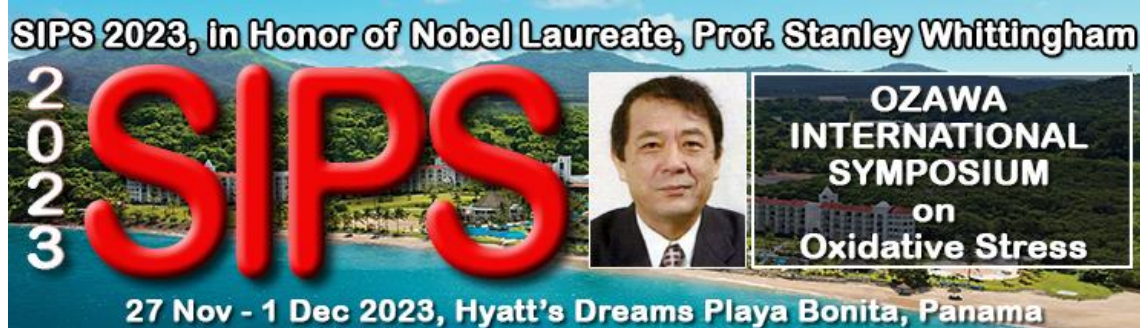


the Purified Cardiac Ryanodine Receptor Channel Incorporated into Planar Lipid Bilayers, *Biochem. Biophys. Res. Commun.*, **249**, 938-942 (1998).

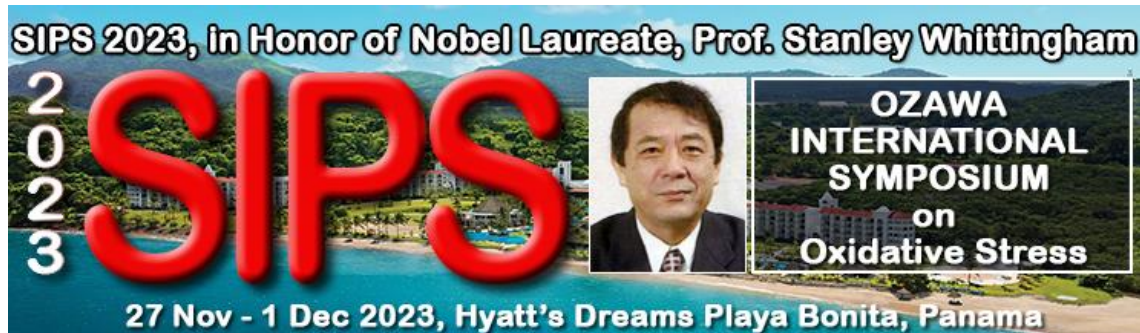
90. In vitro Studies of the Antioxidant Activity of EPC-K₁, A Conjugate of Vitamin C and Vitamin E, *Res. Commun. Biochem. Cell & Mol. Biol.*, **2**(1&2), 129-138 (1998).
91. Effects of Hydroxyl radicals and Peroxyl Radicals on Ion Permeability of Membranes, "Biological Oxidants and Antioxidants: Molecular Mechanisms and Health Effects", ed. by Lester Packer and Augustine S. H. Ong, AOCS Press, Florida, USA, pp. 79-89, 1998.
92. Endogenous and New Synthetic Antioxidants for Peroxynitrite : Selective Inhibitory Effect of 5-Methoxytryptamine and Lipoic Acid on Tyrosine Nitration by Peroxynitrite, *Antioxidants & Redox Signaling*, **1** (2), 239-244 (1999).
93. Oxidation of Linolic Acid by Copper(II) Complexes: Effects of Ligand, *J. Inorg. Biochem.*, **76**, 55-62 (1999).
94. Oxidation-Dependent Changes in the Stability and Permeability of Lipid Bilayers, *Antioxidants & Redox Signaling*, **1** (3), 339-347 (1999).
95. Induction of Radical Scavenging Ability and Protection against Radiation-Induced Damage to Microsomal Membranes Following Low-Dose Irradiation Induction of Radical Scavenging Ability and Protection against Radiation-Induced Damage to Microsomal Membranes Following Low-Dose Irradiation, *Int. J. Radiat. Biol.*, **75** (9), 1189-1199 (1999).
96. Scavengers for peroxynitrite: Inhibition of Tyrosine nitration and oxidation with tryptamine derivatives, α -lipoic acid and synthetic compounds, *Chem. Pharm. Bull.*, **48**(2), 261-265 (2000).
97. Kinetic Studies on the Autoxidation of Cysteine Catalyzed by Copper Complexes: Catecholamines Stimulate the Autoxidation, *Bull. Chem. Soc. Jpn.*, **73** (1), 73-80 (2000).
98. Oxidative Modification of Ion Channel Activity of Ryanodine Receptor, *Antioxidants & Redox Signaling*, **2**(1), 35-40 (2000).



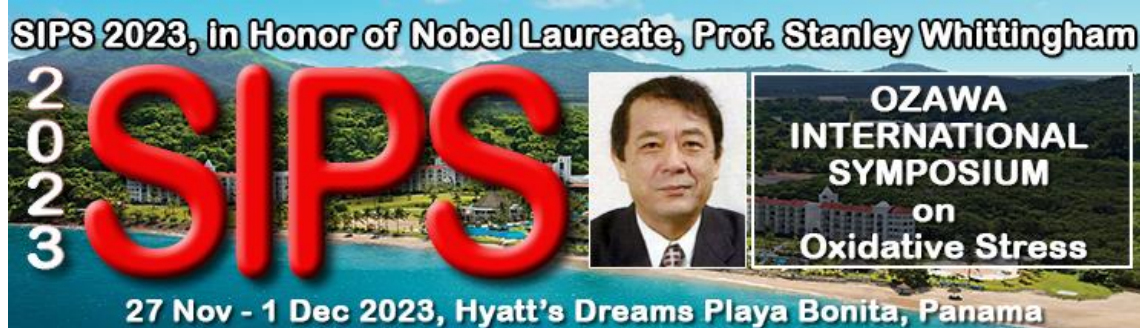
99. Novel Approach to In Vivo Screening for Radioprotective Activity in Whole Mice: In Vivo Electron Spin Resonance Study Probing the Redox Reaction of Nitroxyl, *J. Radiat. Res.*, **41**, 103-111 (2000).
100. Non-invasive study of radiation-induced oxidative damage using in vivo ESR, *Free Radic. Biol. Med.*, **28**, 854-859 (2000).
101. Induction of superoxide in glioma cell line U87 stimulated with lipopolysaccharide and interferon- γ : ESR using a new flow-type quartz cell, *FEBS Lett.*, **471**, 187-190 (2000).
102. Singlet Oxygen-Dependent Hydroxyl Radical Formation during Uroporphyrin-Mediated Photosensitization in the Presence of NADPH, *Antioxidants & Redox Signaling*, **2**(2), 355-362 (2000).
103. Reaction Mechanism of Electron Transfer from $\text{Fe}^{\text{II}}(\text{CN})_4^{-6}$ or $\text{W}^{\text{IV}}(\text{CN})_4^{-8}$ to the Cupric Ions in Human Copper, Zinc Superoxide Dismutase, *Arch. Biochem. Biophys.*, **383**(2), 246-255 (2000).
104. Relationship between effects of phenolic compounds on the generation of free radicals from lactoperoxidase-catalyzed oxidation of NAD(P)H or GSH and their DPPH scavenging ability, *Chem. Pharm. Bull.*, **49**(3), 299-304 (2000).
105. Dose and Time Dependence of Radiation-induced Nitric Oxide Formation in Mice as Quantified with Electron Paramagnetic Resonance, *Nitric Oxide*, **5**, 47-52 (2001).
106. Pathophysiological Significance of In Vivo ESR Signal Decay in Brain Damage Caused by X-Irradiation -Radiation Effect on Nitroxyl Decay of Lipophilic Spin Probe in Head Region-, *Biochim. Biophys. Acta*, **1525**, 167-172 (2001).
107. Quantitative comparison of two types of planar lipid bilayers-forded and painted-with respect to fusion with vesicles, *J. Biochem. Biophys. Methods*, **48**, 283-291 (2001).



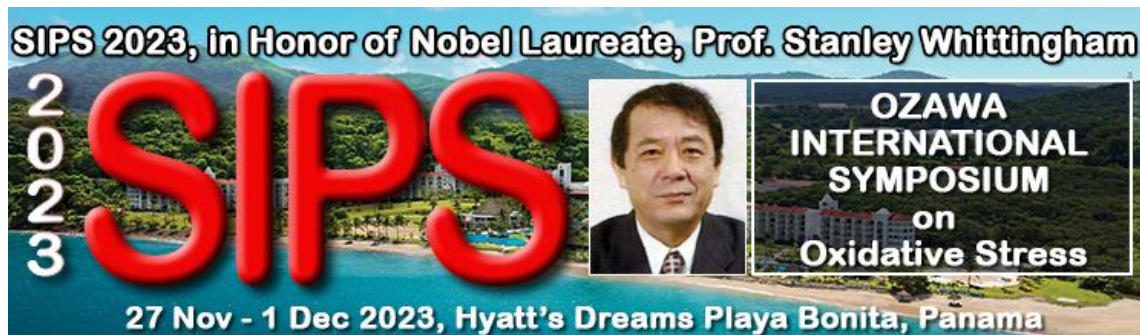
108. Overexpression of Mitochondrial Manganese Superoxide Dismutase Protects against Radiation-induced Cell Death in the Human Hepatocellular Carcinoma Cell Line HLE, *Cancer Res.*, **61**, 5382-5388 (2001).
109. Functional Modification of Cytochrome c by Peroxynitrite in an Electron Transfer Reaction, *Chem. Pharm. Bull.*, **49**(12), 1547-1554 (2001).
110. Kinetic Study on ESR Signal Decay of Nitroxyl Radicals, Potent Redox Probes for In Vivo ESR Spectroscopy, Caused by Reactive Oxygen Species, *Biochim. Biophys. Acta*, **1573**, 156-164 (2002).
111. Role of Reactive Oxygen Species in Cells Overexpressing Manganese Superoxide Dismutase: Mechanism for Induction of Radioresistance, *Cell Growth & Differentiation*, **1**, 137-146 (2002).
112. Effect of Metal Ions Distinguishing between One-Step Hydrogen- and Electron-Transfer Mechanisms for the Radical -Scavenging Reaction of (+)-Catechin, *J. Phys. Chem. A*, **106**(46), 11123-11126(2002).
113. 4-Hydroxy-2-nonenal (4-HNE) staining by anti-HNE antibody, *Methods in Molecular Biology*, 196, 31-34 (2002).
114. Two Reaction Sites of a Spin Label, TEMPOL (4-hydroxy-2,2,6,6-tetramethyl-piperidine-N-oxyl), with Hydroxyl Radical, *J. Pharm. Sci.*, **92**(2), 275-280 (2003).
115. ESR spin trapping of hydroxyl radical in aqueous solution irradiated with a high-LET carbon ion beam, *Radiat. Res.*, **159**, 670-675 (2003).
116. A Planar Catechin Analogue as a Promising Antioxidant with Reduced Prooxidant Activity, *Chem. Res. Toxicol.*, **16**, 81-86 (2003).
117. Singlet oxygen-mediated hydroxyl radical production in the presence of phenols: Whether DMPO-OH formation really indicates production of $\cdot\text{OH}$? . *Photochem. Photobiol.*, **77**(2), 165-170 (2003).
118. Efficient radical scavenging ability of artemillin C, a major component of Brazilian propolis, and the mechanism, *Organic & Biomolec. Chem.*, **1**, 1452-1454 (2003).



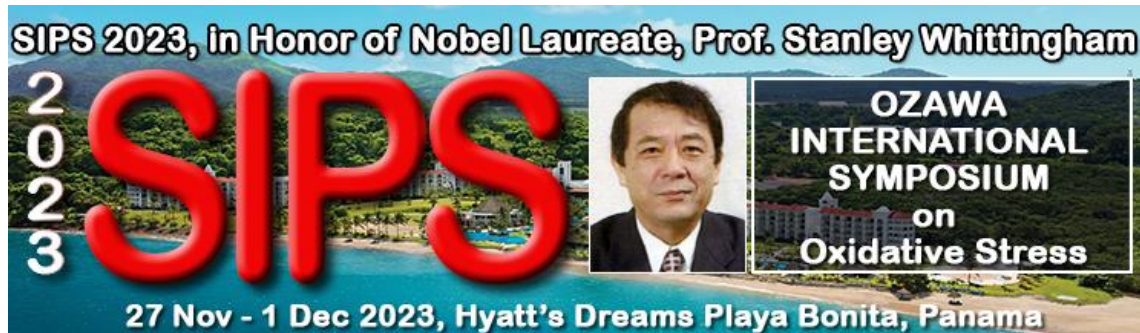
119. Radioprotective Effect of Chitosan in Sub-lethally X- ray Irradiated Mice, *J. Radiat. Res.*, **44**, 53-58 (2003).
120. ESR Measurement of Rapid Penetration of DMPO and DEPMPO Spin Traps through Lipid Bilayer Membranes, *Arch. Biochem. Biophys.*, **415**, 251-256 (2003).
121. Assessment of ESR-CT imaging by comparison with autoradiography for the distribution of a blood-brain-barrier permeable spin probe, MC-PROXYL, to rodent brain, *Magnetic Resonance Imaging*, **21**, 765-772 (2003).
122. Reduction of nitroxides and radioprotective ability in glioblastoma cells, *Brain Tumor Pathology*, **20**, 1-5 (2003).
123. Kinetic Study of the Electron-Transfer Oxidation of the Phenolate Anion of a Vitamin E Model by Molecular Oxygen Generating Superoxide Anion in an Aprotic Medium, *Org. Biomol. Chem.*, **1**, 4085-4088 (2003).
124. Transport of the Cu(II) Bound with Histidine-Containing Tripeptides to Cysteine. Coordination Mode and Exchangeability of Cu(II) in the Complexes, *Bull. Chem. Soc. Jpn.*, **76**, 2143-2150 (2003).
125. Measurement of Oxidative Stress in the Rodent Brain Using Computerized Electron Spin Resonance Tomography, *Magnetic Resonance in Medical Science*, **2**, 79-84 (2003).
126. Selective Scavenging Property of the Moiety for the Nitrating Intermediate of Peroxynitrite, *Chem.Pharm. Bull.* , **52**, 146-149 (2004).
127. A Planar Catechin Analogue Having a More Negative Oxidation Potential Than (+)-Catechin As an Electron Transfer Antioxidant Against a Peroxyl Radical, *Chem. Res. Toxicol.*, **17** (1), 26-31 (2004).
128. Pharmacokinetic Study of Acyl-protected Hydroxyamine Probe, 1-Acetoxy-3-carbamoyl-2,2,5,5-tetramethyl- pyrrolidine, for in vivo Measurements of Reactive Oxygen Species, *Free Radic. Biol. Med.*, **36**, 517-525 (2004).



129. In Vivo Monitoring of Hydroxyl Radical Generation Caused by X-ray Irradiation of Rats Using the Spin Trapping /EPR Technique, *Free Radic. Biol. Med.*, **36**(9), 1134-1143 (2004).
130. Hydroxyl Radical Generation Caused by the Reaction of Singlet Oxygen with a Spin Trap, DMPO, Increases Significantly in the Presence of Biological Reductants, *Free Radic. Res.*, **38**(4), 385 (2004).
130. EPR Study on Stable Magnesium Complexes of the Phenoxyl Radicals from Derived a Vitamin E Model and Its Deuterated Derivatives, *Bull. Chem. Soc. Jpn.*, **77**, 1741-1744 (2004).
131. Mitochondrial Signal Lacking Manganese Superoxide Dismutase Failed to Prevent Cell Death by Reoxygenation Following Hypoxia in a Human Pancreatic Cancer Cell Line, KP4, *Antioxidants & Redox Signaling*, **6** (3), 523-535 (2004).
132. Comparative Studies on the Stability of a Chelate-Ring Unit in Dynamic Aspects. Chelate-Rings of the Cu(II) Complexes Composed of [N-(Glycyl)], [N-(α -Alanyl)], and [N-(2-Aminoethyl)] Moieties, *Bull. Chem. Soc. Jpn.*, **77**(4), 699-707 (2004).
133. Assessment of Oxidative Stress in the Spontaneously Hypertensive Rat Brain Using Electron Spin Resonance (ESR) Imaging and in vivo L-Band ESR, *Hypertens. Res.*, **27** (7), 485-492 (2004).
134. Water-Accelerated Radical-Scavenging Reaction of (+)-Catechin in an Aprotic Medium, *ITE Letters*, **5**(6), 585-588 (2004).
135. Recent Progress in In Vivo ESR Spectroscopy, *J. Radia. Res.*, **45**, 373-384 (2004).
136. Electron-Transfer Mechanism in Radical-Scavenging Reactions by a Vitamin E Model in a Protic Medium, *Org. Biomol. Chem.*, **3**(4), 626-629 (2005).
137. Hydroxyl radical scavenging effects of guaiacol used in traditional dental pulp sedation: Reaction kinetic study, *Biomedical Research*, **26**(4), 139-145 (2005).
138. Biting reduces acute stress-induced oxidative stress in the rat hypothalamus, *Redox Report*, **10**(1), 19-24 (2005).

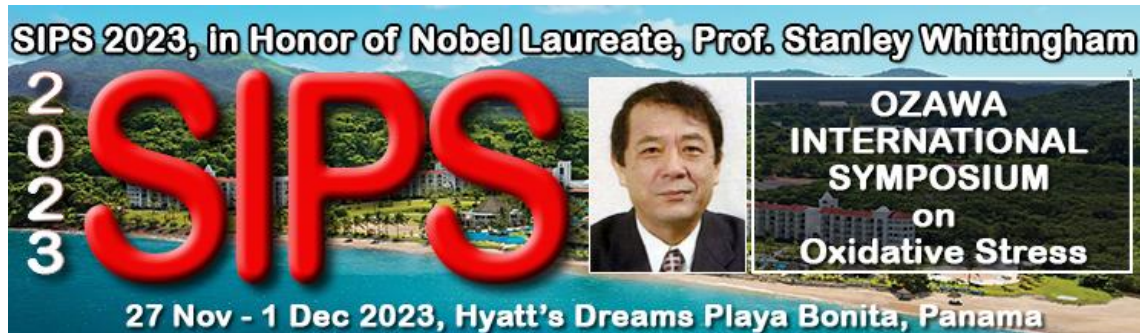


139. Evaluation of Distribution Patterns for Copper and Zinc in Methallothionein and Hepatocellular Carcinoma Using High-Performance Liquid Chromatography (HPLC), *Biol. Pharm. Bull.*, **28**(7), 1137-1141 (2005).
140. Hydroxyl Radical Generation via Photoreduction of a Simple Pyridine N-oxide by an NADH analogue, *Org. Biomol. Chem.*, **3**, 3263-3265 (2005).
141. Quantitative measurements of oxidative stress in mouse skin induced by X-ray Irradiation, *Chem. Pharm. Bull.*, **53**(11), 1411-1415 (2005).
142. Induction of radical scavenging ability and suppression of lipid peroxidation in rat liver microsomes following whole-body, low-dose X-irradiation, *Int. J. Radiat. Biology*, **81**(9), 681—688 (2005)
143. In vivo generation of free radical in the skin of live mouse under ultraviolet light, measured by L-band EPR spectroscopy, *Free Radic. Biol. Med.*, **40** (5), 876-885 (2006).
144. *In Vivo* Nitric Oxide Production and iNOS Expression in X-Ray Irradiated Mouse Skin., *Biol. Pharm. Bull.*, **29** (2), 348-353 (2006):
145. Reaction of *para*-hydroxybenzoic acid esters with singlet oxygen in the presence of glutathione produces glutathione conjugates of hydroquinone, potent inducers of oxidative stress. *Free Radical Research*, **40** (3), 233-240 (2006):
146. Structural Basis for DNA-Cleaving Activity of Resveratrol in the Presence of Cu(II), *Bioorg. Med. Chem.*, **14** (5), 1437-1443 (2006):.
147. Planar Catechin Analogues with Alkyl Side Chains, a Potent Antioxidant and an alpha-Glucosidase Inhibitor, *J. Am. Chem. Soc.*, **128**, 6524-6525 (2006):
148. Synthesis and characterization of a practically better DEPMPO-type spin trap, 5-(2,2-dimethyl-1,3-propoxy cyclophosphoryl)-5-methyl-1-pyrroline N-oxide (CYPMPO), *Free Radical Research*, **40**(11), 1166-1172 (2006):
149. Evidence of ROS generation by mitochondria in cells with impaired electron transport chain and mitochondrial DNA damage, *Mitochondrion*, **7**(1-2):106-118, 2007.
150. Scandium Ion-Accelerated Scavenging Reaction of Cumylperoxyl Radical by a Cyclic Nitroxyl Radical via Electron Transfer, *Chem. Lett.*, **36** (3), 378-379 (2007).
151. A Long-Lived *o*-Semiquinone Radical Anion is Formed from *N*-b-Alanyl-5-S-Glutathionyl-3,4- Dihydroxyphenylalanine (5-S-GAD), an Insect-Derived Antibacterial

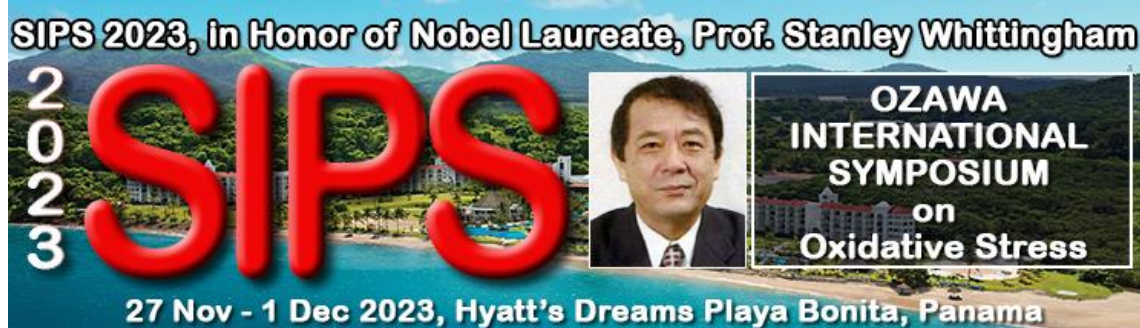


Substance., *J. Biochem.*, **142**(1), 41-48 (2007).

152. Effect of Solvent Polarity on the One-Electron Oxidation of Cyclic Nitroxyl Radicals. *Chem. Lett.*, **36** (7), 914-915 (2007).
153. Involvement of Electron Transfer in the Radical-Scavenging Reaction of Resveratrol. *Chem. Lett.*, **36** (10), 1276-1277 (2007).
154. Nitroxyl radicals: electrochemical redox behavior and structure-activity relationships. *Org. Biomol. Chem.*, **5**, 3951-3955 (2007).
155. Enhanced Radical-Scavenging Activity of Naturally-Oriented Artepillin C Derivatives, *Chem. Commun.*, (5), **2008**, 626-628.
156. Effect of Methyl Substitution on Antioxidative Property and Genotoxicity of Resveratrol. *Chem. Res. Toxicol.*, **21**(2), 282-287 (2008).
157. Detection of Free Radical Reactions in an Aqueous Sample Induced by Low Linear-Energy-Transfer Irradiation, *Biol. Pharm. Bull.*, **32**(4), 542-547 (2009).
158. Fungicidal Action of Hydroxyl Radical Generated by Ultrasound in Water, *J. Clin. Biochem. Nutr.*, 45(2), 214-218 (2009).
159. Comparison of superoxide detection abilities of newly developed spin traps in the living cells, *Free Radic. Res.*, **43**(7), 668-676 (2009).
160. Intramolecular Base-Accelerated Radical-Scavenging Reaction of a Planar Catechin Derivative Bearing a Lysine Moiety, *J. Chem. Soc., Chem. Commun.*, **2009** (41), 6180-6182.
161. Bio-assessment of risk in long-term manned space exploration – cell death factors in space radiation and/or microgravity: a review, *Biol. Sci. Space*, **23**(2), 43-53 (2009).
162. Variation in Heterogeneity of Regional Redox Status and Relation of the Redox Status to Oxygenation in a Tumor Model, Evaluated Using Electron Paramagnetic Resonance Imaging., *Cancer Res.*, **70** (10), 4133-4140 (2010).
163. Reevaluation of quantitative ESR spin trapping analysis of hydroxyl radical by applying sonolysis of water as a model system., *Bull. Chem. Soc. Jpn.*, 83, 1037-1046 (2010):
164. Extensive screening for herbal extracts with potent antioxidant properties. *J. Clin. Biochem. & Nutri.*, 48, 78-84 (2011).
165. Free radical formation from sonolysis of water in the presence of different gases. *J. Clin. Biochem. & Nutri.*, 49(2), 96-101 (2011):

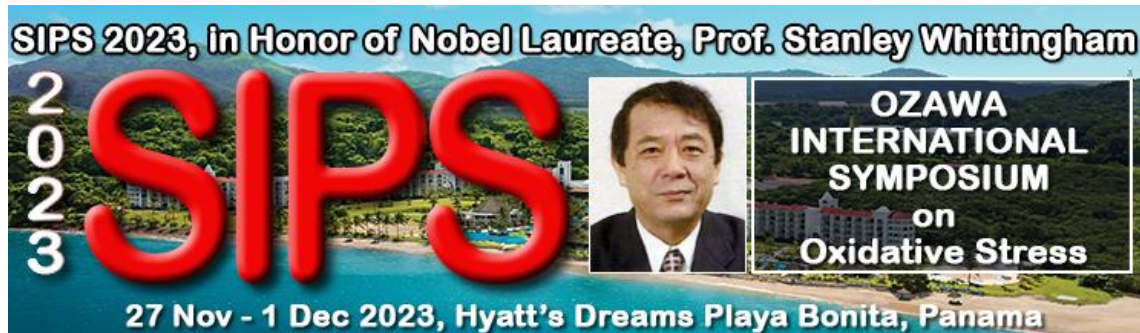


166. Mitochondria as Possible Pharmaceutical Targets for the Effects of Vitamin E and Its Homologues in Oxidative Stress-Related Diseases, *Current Pharmaceutical Design*, **17**, 2190-2195 (2011).
167. Antioxidant Effects of Antioxidant Biofactor for Reactive Oxygen Species in Human Gingival Fibroblasts, *J. Clin. Biochem. & Nutri.*, **48**(3), 209-213 (2011):
168. Synthesis and Enhanced Radical Scavenging Activity of a Conformationally Constrained Epigallocatechin Analogue, *Chem. Lett.*, **40** (12), 1417-1419 (2011):
169. Fukushima Daiichi Nuclear Power Plant accident: facts, environmental contamination, possible biological effects, and countermeasures, *J. Clin. Biochem. Nutr.*, **50**, 2-8 (2012):.
170. Temperature-Dependent Free Radical Reaction in Water, *J. Clin. Biochem. Nutr.*, **50**, 40-46 (2012):
171. Kinetics and Mechanism for the Scavenging Reaction of the 2,2-Diphenyl-1-picrylhydrazyl Radical by Synthetic Artepillin C Analogues., *Bull. Chem. Soc. Jpn*, in press:
172. Comparison of *in vivo* and *in vitro* antioxidative parameters for eleven food factors, *RSC Advances*, **3**(14), 4535-4538 (2013).
173. Main candidate precursors to the oxidative damages by reactive oxygen species in diabetes complications, *J Clin Biochem Nutr*, **52**(2), 128-132 (2013).
174. Detection of High-frequency Ultrasound-induced Singlet Oxygen by the ESR Spin-trapping Method., *Chem. Lett.*, **42**(10), 1291-1293(2013).
175. Blue LED light exposure develops intracellular reactive oxygen species, lipid peroxidation and subsequent cellular injuries in cultured bovine retinal pigment epithelium cells, *Free Radical Res.*, **47**, 774-780 (2013).
176. Effects of ionic radius of bio-related redox-inactive metal ions on the radical-scavenging activity of flavonoids evaluated by photometric titration, *Chem. Commun.*, **49**, 9842-9844(2013)
177. Disproportionation of 2,2-Diphenyl-1-picrylhydrazyl Radical as a Re-active Oxygen Species Model Catalyzed by Lewis and Bronsted Acids, *Chem. Commun.*, **50**(7), 814-816 (2014).
178. Scavenging of Reactive Oxygen Species Induced by Hyperthermia in Biological Fluid., *J. Clin. Biochem. Nutr.*, **54**(2), 75-80 (2014).
179. A metabolomics-based approach for predicting stages of chronic kidney disease,



Biochem. Biophys. Res. Commun., **445**, 412-416 (2014).

180. Exploration of novel predictive markers in rat plasma of the early stages of chronic renal failure, *Anal. Bioanal. Chem.*, **406**, 1365-1376 (2014).
- 181 A Mitochondrial Superoxide Theory for Oxidative Stress Diseases and Aging, *J. Clin. Biochem. Nutr.*, **56** (1), 1-7 (2015).
182. Solubilisation of a 2,2-Diphenyl-1-picrylhydrazyl Radical in Water by *beta*-Cyclodextrin to Evaluate the Radical-Scavenging Activity of Antioxidants in Aqueous Media, *Chem. Commun.*, **51** (39), 8311-8314 (2015).
183. Chasing Great Paths of Helmut Sies "Oxidative Stress", *Arch. Biochem. Biophys.*, **595**, 54-60 (2016).
- 184 Reactivity of 2,2-Diphenyl-1-picrylhydrazyl Solubilized in Water by beta-Cyclodextrin and Its Methylated Derivative, *ChemistrySelect*, **1** (12), 3367-3370 (2016).
- 185 Aluminium Ion-Promoted Radical-Scavenging Reaction of Methylated Hydroquinone Derivatives., *Org. Biomol. Chem.*, **14** (33), 7956-7961 (2016).
186. Design, synthesis, and evaluation of Trolox-conjugated amyloid- β C-terminal peptides for therapeutic intervention in an in vitro model of Alzheimer's disease, *Bioorganic & Medicinal Chemistry*, **24**, 4138-4143 (2016).
187. Analysis of Redox States of Protic and Aprotic Solutions Irradiated by Carbon-Ion Beam Using a 2,2-Diphenyl-1-picrylhydrazyl Radical, *Org. Biomol. Chem.*, **16**(8), 1272-1276 (2018).
188. Assessment of Redox Status in Commercial Bottled Mineral Water, *J. Clin. Nutr. Biochem.*, **63** (1), 29-34 (2018).
189. Reactivity of Redox Sensitive Paramagnetic Nitroxyl Contrast Agents with Reactive Oxygen Species, *J. Clin. Biochem. Nutr.*, **64**(1), 13-19 (2019).
190. The new developed nano-ceria particle which have several reactive oxygen species scavenging ability, *FRAGRANCE JOURNAL*, No. 3, 12-17, 2019.
191. The changes and present state of oxidative stress-In the memory of Professor Lester Packer being a pioneer of the research of oxidative stress, *New Food Industry*, 61(4), 248-258 (2019).
192. In vivo ESR imaging of redox status in mice after X-ray irradiation, measured by acyl-protected hydroxylamine probe, *ACP, Free Radic. Biol. Med.*, **160**, 596-603(2020).



193. A large kinetic isotope effect in the reaction of ascorbic acid with 2-phenyl-4,4,5,5-tetramethylimidazoline-1-oxyl 3-oxide (PTIO \cdot) in aqueous buffer solutions, *Chem. Commun.*, **56**, 11505-11507 (2020).
194. Effects of Reaction Environments on Radical-Scavenging Mechanisms of Ascorbic Acid, *J. Clin. Biochem. Nutr.*, **68** (2), 116-122 (2021).
195. Commentary for an article on spin trapping of superoxide and hydroxyl radical: Practical aspect, *Arch. Biochem. Biophys.*, **726**, 109191 (2022).
196. In Vitro Radical-Scavenging Mechanism of Melatonin and It's In Vivo Protective Effect against Radiation-Induced Lipid Peroxidation, *Redox Biochem. Chem.*, **3-4**, 100003 (2023).
197. Protective effects of 2-aminoethylthiosulfuric acid structurally analogous organosulfur compounds against ionizing radiation, *J. Clin. Biochem. Nutr.*, **72** (2), 117-125 (2023).
- 198 Quenching effect of cerium oxide nanoparticles on singlet oxygen: validation of the potential for reaction with multiple reactive oxygen species, *J. Clin. Biochem. Nutr.*, in press