
To: InTech Author Stats
Subject: RE: Your Book has reached 45000 downloads

-----Original Message-----

From: InTech Author Stats [mailto:authorstats@intechopen.com]
Sent: October 11, 2016 5:42 PM
To: Florian Kongoli <fkongoli@flogen.com>
Subject: Your Book has reached 45000 downloads

Dear Dr. Kongoli,

We are pleased to inform you that the chapters from the book you edited have been downloaded 45000 times to date.

BOOK TITLE: Automation

We congratulate you on this achievement.

Such readership results demonstrate some very important factors about the reach and usage of the book you edited.

- Visibility - more than 45000 researchers worldwide read, downloaded and interacted with the published content.
- Impact - this achievement demonstrates the influence the research has had within the scientific community.
- Connectivity - researchers from all over the world have been able to connect with the research published to obtain relevant information to further develop their own research projects.

Attached you will find your Performance Statistics Report. For a more detailed report, visit your Author Panel: <http://www.intechopen.com/account/login>. For your professional use, you may also request a formal report by replying to this email.

We thank you for choosing InTechOpen as your Open Access publisher, and congratulate you once again on your success.


InTechOpen Book Stats

InTech - open science | open minds
Email: authorstats@intechopen.com
Website: <http://www.intechopen.com/>

BOOK PERFORMANCE STATISTICS

OCT 11, 2016

Automation



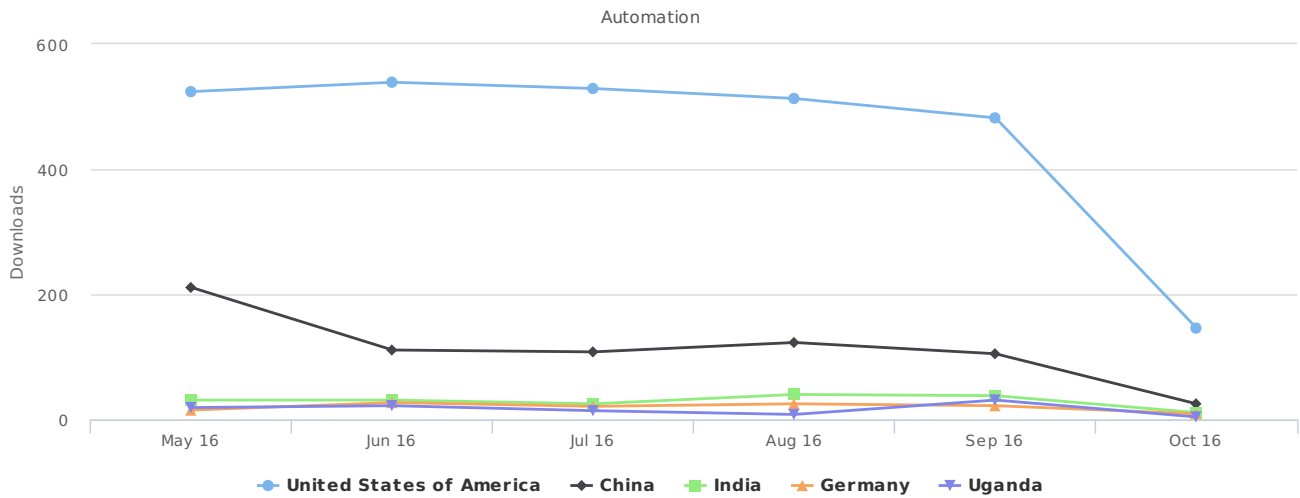
Edited by: Florian Kongoli
ISBN 978-953-51-0685-2
Publisher: InTech
Publication date: July 2012

Tracking your book statistics is an important aspect of the post publishing process. You worked hard editing your book, and InTechOpen statistics allow you to examine the reach of your published content. Statistics demonstrate the engagement surrounding your book, which is important in uncovering potential opportunities for collaboration and examining the impact the published research is having within the scientific community.

Your Performance Statistics report outlines the following:

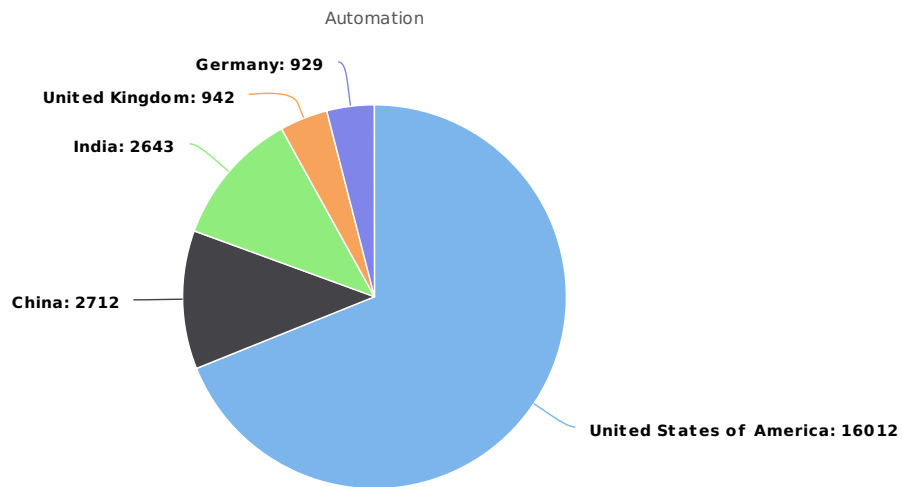
1. Cumulative downloads by countries/time frame
2. Cumulative downloads by countries
3. Cumulative downloads by time frame

Cumulative Downloads By Countries/Time Frame (Total: 45000)



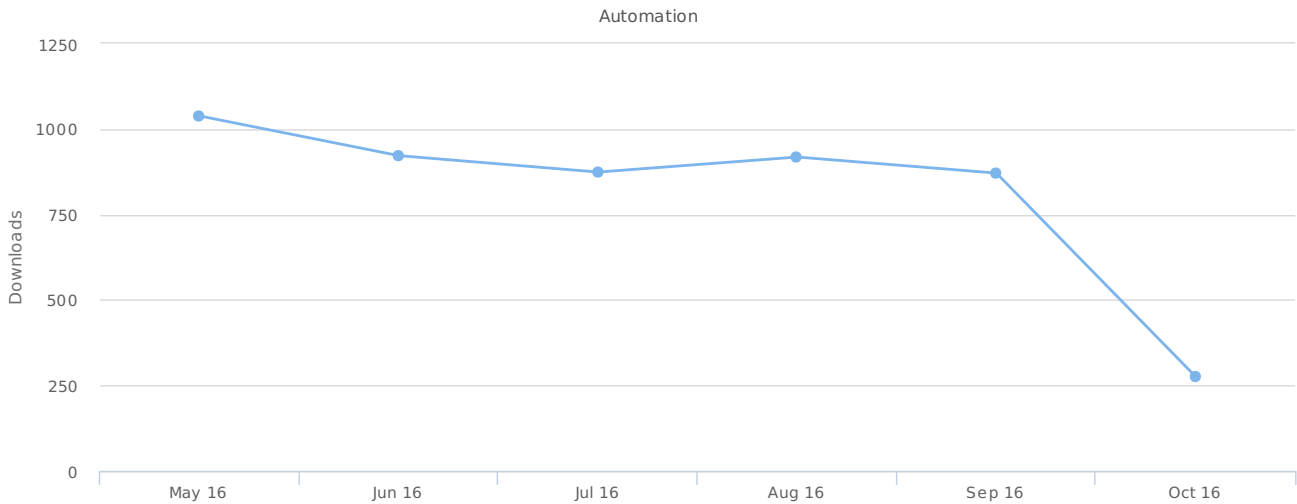
Download trends from the TOP 5 countries over the last six months.

Cumulative Downloads By Countries (Total: 45000)



Cumulative download shares by TOP 5 countries.

Cumulative Downloads By Time Frame (Total: 45000)



Download trends over the last six months.

To view your overall statistics from the publication date up to today, sign in to your Author Panel using the following link: <http://www.intechopen.com/account/login>

Thank you for choosing InTechOpen as your Open Access publisher